

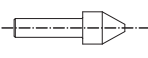


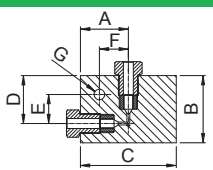
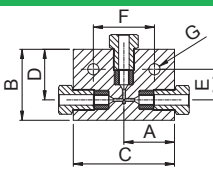
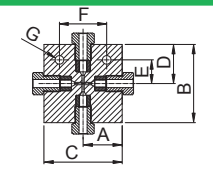
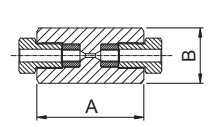
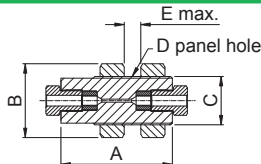
**MAXIMATOR** ultra high pressure fittings are designed to be used with the 101V series ultra high pressure valves and ultra high pressure tubing. All ultra high pressure fittings have coned and threaded type connections and are supplied with glands and collars. Mounting holes are standard on all elbows, tees, and crosses.



Tubing Size	Gland	Collar	Plug	Tubing Cap
	5/16			
	<b>152G5U</b>	<b>152C5U</b>	<b>152P5U</b>	<b>152TC5U</b>

## Connection Components

All ultra high pressure fittings are supplied with glands and collars. Refer to the adjacent chart for ordering any of the connection components individually. When using the plug, the collar is not needed.

Fitting Pattern	Catalog Number	Conn. Type	O.D. Tube Size (in.)	Orifice (in.)	Dimensions (in.)							Block Thickness	
					A	B	C	D	E	F	G		
<b>Elbow</b>													
	<b>152L5U</b>	5UF	5/16	0.094	1.52	2.13	3.03	1.52	0.92	0.92	0.33	1.26	
<b>Tee</b>													
	<b>152T5U</b>	5UF	5/16	0.094	1.52	2.13	3.03	1.52	0.92	1.83	0.33	1.26	
<b>Cross</b>													
	<b>152X5U</b>	5UF	5/16	0.094	1.52	3.03	3.03	1.52	0.92	1.83	0.33	1.26	
<b>Straight Coupling / Union Coupling</b>													
	<b>152F5U</b>	5UF	5/16	0.094	2.64	1.19	Straight Coupling						
	<b>152UF5U</b>						Union Coupling						
<b>Bulkhead Coupling</b>													
	<b>152BF5U</b>	5UF	5/16	0.094	3.27	2.17	1.42	1.43	0.87				

See page 2 in the Technical Section for pressure/temperature rating chart.  
All dimensions for reference only and are subject to change.