

# High Pressure Valves

## Pressures to 43,000 psi



**MAXIMATOR** high pressure valves with metal to metal seats have a high level of safety and reliability under adverse operating conditions. These valves may be used both with gases and liquids.

Traceability is ensured through extensively documented data (batch number, max. pressure, material number, type designation). All high pressure valves include glands and collars.

O.D. Size (in.)	Connection Type	Orifice Size (in.)	Rated Cv*	Pressure/Temp. Rating (psi @ R.T.)*
1"	16MF	0.438	2.6	43,000

\* Cv values shown are for 2-way straight pattern vee stem valves.  
For 2-way angle patterns, increase the Cv value by 50%.  
\*\* See page 2 in the Technical Section for Pressure/Temperature Rating Chart.

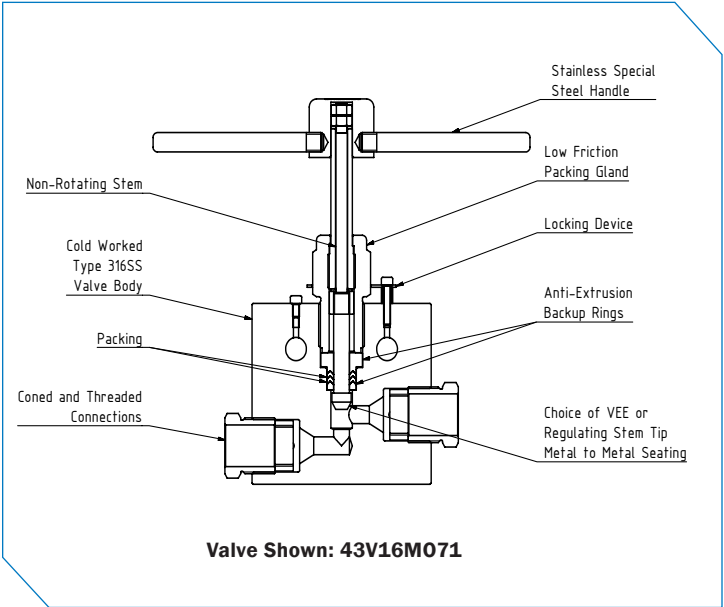
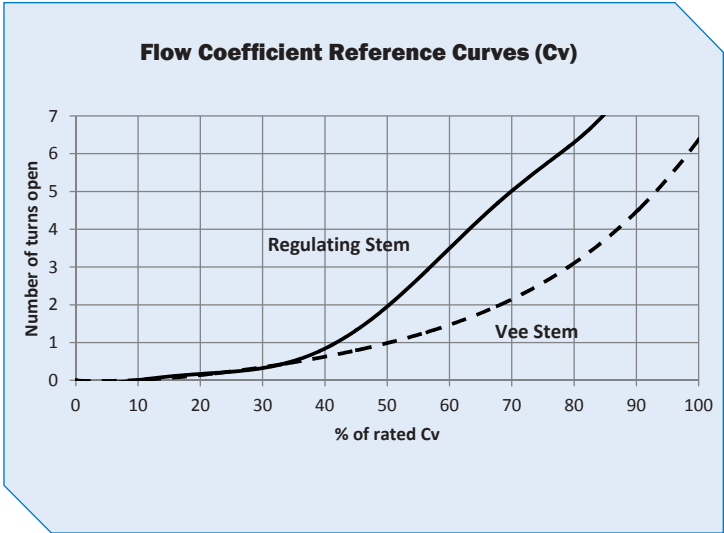
### Ordering Information

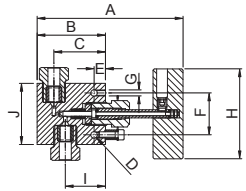
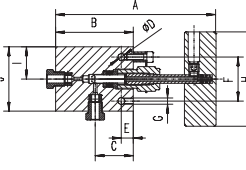
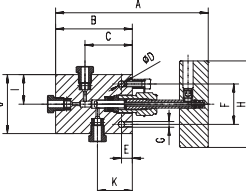
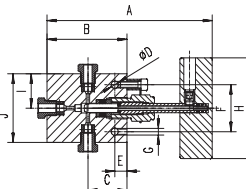
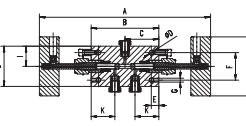
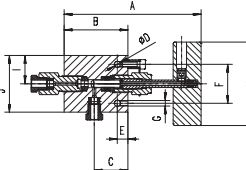
Typical catalog number: **43V16M071**

43V	16M	07	1
Valve Series	O.D. Tube Size	Stem Type	Body Pattern
43V	16M - 1"	07 - VEE stem 08 - regulating stem (tapered tip for regulating and shutoff) 87 - VEE stem with replaceable seat 88 - regulating stem with replaceable seat	1 - two-way straight 2 - two-way angle 3 - three-way, two on pressure 4 - three-way, one on pressure 5 - three-way, two-stem manifold

### Repair Kits

Consult your **MAXPRO** representative for repair kits and valve bodies. Refer to the Tools and Installation section for proper maintenance procedures.



Valve Pattern	Catalog Number	Stem Type	O.D. Tube (in.)	Orifice (in.)	Dimensions (in.)										Valve Panel Hole	Block Thickness
					A	B	C	D	E	F	H	I	J	K		
2-Way Straight																
	43V16M071	Vee	1"	0.438	9.47	4.45	3.50	0.57	1.12	2.50	10.35	2.74	4.92		1.61	2.24
	43V16M081	Reg														
2-Way Angle																
	43V16M072	Vee	1"	0.438	10.19	5.12	2.74	0.57	1.12	2.50	10.35	2.43	4.92		1.61	2.24
	43V16M082	Reg														
3-Way / 2 on Pressure																
	43V16M073	Vee	1"	0.438	10.19	5.87	3.75	0.57	1.12	2.50	10.35	2.43	4.92	2.81	1.61	2.24
	43V16M083	Reg														
3-Way / 1 on Pressure																
	43V16M074	Vee	1"	0.438	9.52	5.20	2.81	0.57	1.12	2.50	10.35	2.43	4.92		1.61	2.24
	43V16M084	Reg														
3-Way / 2-Stem Manifold																
	43V16M075	Vee	1"	0.438	16.18	7.52	3.76	0.57	1.12	2.50	10.35	2.43	4.92	2.81	1.61	2.24
	43V16M085	Reg														
2-Way Angle / Replaceable Seat																
	43V16M872	Vee	1"	0.438	9.61	5.25	2.81	0.57	1.12	2.50	10.35	2.43	4.92		1.61	2.24
	43V16M882	Reg														

G - Panel mounting screw thread size 10-24 UNC.  
All dimensions are for reference only and subject to change.